

Specifications

AR35 and AR30 R32

- Digital Inverter Compressor.
- HD Filter system.
- 2-Way Auto Swing function to automatically control airflow direction.

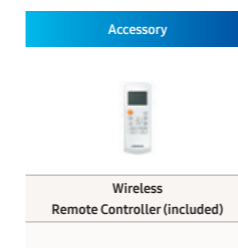
- Fin Protector to protect condenser and optimise Heat Exchanger performance.



Indoor Unit		AR09TXHQASINEU	AR12TXHQASINEU	AR18TXHQASINEU	AR24TXHQASINEU	AR09TXHQBWKNEU	AR12TXHQBWKNEU	
Outdoor Unit		AR09TXHQASIXEU	AR12TXHQASIXEU	AR18TXHQASIXEU	AR24TXHQASIXEU	AR09TXHQBWKXEU	AR12TXHQBWKXEU	
Capacity								
Capacity	Cooling (Nominal)	kW	2.6	3.5	5.3	7.0	2.6	3.5
	Cooling (Min-Max)	kW	0.9-3.4	1.1-4.2	1.8-6.1	2.1-8.0	0.9-3.4	1.1-4.2
	Heating @ +7 °C	kW	2.9	3.8	5.3	7.3	2.9	3.8
	Heating (Min-Max)	kW	0.8-3.4	1.1-4.2	1.4-6.7	1.6-8.8	0.8-3.4	1.1-4.2
Performance								
Energy Efficiency Cooling	SEER ¹	W/W	6.3/ A++	6.1/ A++	7.1/ A++	6.1/ A++	6.3/ A++	6.1/ A++
	Power Consumption	kWh/a	156	211	256	412	156	211
	Pdesignc	kW	2.8	3.6	5.2	7.0	2.8	3.6
	EER	W/W	3.43	2.90	3.43	2.87	3.43	2.90
Energy Efficiency Heating	SCOP ¹	W/W	4.0/ A+	3.9/ A	4.0/ A+	3.9/ A	4.0/ A+	3.9/ A
	Power Consumption	kWh/a	910	969	1,435	1,723	910	969
	Pdesignh (average)	kW	2.6	2.7	4.1	4.8	2.6	2.7
	COP ¹	W/W	3.91	3.50	3.56	2.71	3.91	3.50
Moisture Removal		l/h	1.0	1.2	1.8	2.6	1.0	1.2
Maximum Airflow (Cooling)	Indoor Unit	m ³ /min	7.77	9.00	14.00	16.33	7.77	9.00
	Outdoor Unit	m ³ /min	-	-	-	-	-	-
Sound Power	Indoor Unit (Cooling)	dB(A)	55	55	55	59	55	55
	Outdoor Unit (Cooling)	dB(A)	62	65	63	68	62	65
Sound Pressure	Indoor Unit High/Silent Mode	dB(A)	36/20	37/22	42/25	43/28	36/20	37/22
	Outdoor Unit High	dB(A)	49	50	51	56	49	50
Operating Temperature Range	Cooling	°C	-10-46	-10-46	-10-46	-10-46	-10-46	-10-46
	Heating	°C	-15-24	-15-24	-15-24	-15-24	-15-24	-15-24
Electrical Data								
Power Source		Φ, V, Hz	1Φ, 220-240 V, 50 Hz	1Φ, 220-240 V, 50 Hz	1Φ, 220-240 V, 50 Hz	1Φ, 220-240 V, 50 Hz	1Φ, 220-240 V, 50 Hz	1Φ, 220-240 V, 50 Hz
Compressor Type	Outdoor Unit	Type	Digital Inverter	Digital Inverter	Digital Inverter	Digital Inverter	Digital Inverter	Digital Inverter
Power Consumption	Cooling	W	770	1,213	1,539	2,450	770	1,213
	Heating	W	750	1,088	1,480	2,700	750	1,088
Operating Current	Cooling	A	3.3	5.3	6.9	10.4	3.3	5.3
	Heating	A	3.2	4.7	6.4	11.7	3.2	4.7
Dimensions								
Net Dimensions (W x H x D)	Indoor Unit	mm	805 x 285 x 194	805 x 285 x 194	957 x 302 x 213	1,040 x 327 x 220	805 x 285 x 194	805 x 285 x 194
	Outdoor Unit	mm	720 x 495 x 270	720 x 495 x 270	800 x 554 x 333	845 x 702 x 363	720 x 495 x 270	720 x 495 x 270
Net Weight	Indoor Unit	kg	8.1	8.1	10.5	12.5	8.1	8.1
	Outdoor Unit	kg	23.2	23.2	34.0	52.0	23.2	23.2
Refrigerant								
Refrigerant	Type		R32 (contains fluorinated greenhouse gases. GWP = 675)					
	Charging (for 5 m)	kg	0.55	0.55	1.00	1.60	0.55	0.55
	Charging Ton Equivalent CO ₂	tCO ₂ e	0.37	0.68	0.68	1.10	0.37	0.37
	Additional Refrigerant Charging	g/m	12	12	12	12	12	12
Piping Connections	Liquid Pipe	ø, mm (inch)	6.35 (1/4)	6.35 (1/4)	6.35 (1/4)	9.52 (3/8)	6.35 (1/4)	6.35 (1/4)
	Gas Pipe	ø, mm (inch)	9.52 (3/8)	9.52 (3/8)	12.70 (1/2)	15.88 (5/8)	9.52 (3/8)	9.52 (3/8)
Piping Length	Min/Max (ODU to IDU)	m	25	25	30	50	25	25
Piping Height	Max	m	10	10	20	25	10	10
Piping Connections	Drain Pipe	ø, mm	-	-	-	-	-	-
Functions								



Indoor Unit		AR09TXHQASINEU	AR12TXHQASINEU	AR18TXHQASINEU	AR24TXHQASINEU	AR09TXHQBWKNEU	AR12TXHQBWKNEU
Outdoor Unit		AR09TXHQASIXEU	AR12TXHQASIXEU	AR18TXHQASIXEU	AR24TXHQASIXEU	AR09TXHQBWKXEU	AR12TXHQBWKXEU
Airflow	Air Direction Control (Up/Down)	Auto	Auto	Auto	Auto	Auto	Auto
	Air Direction Control (Left/Right)	Manual	Manual	Manual	Manual	Manual	Manual
	Airflow Control Step (Cool/Fan)	3/3	3/3	3/3	3/3	3/3	3/3
Air Purification	Auto Fan Speed	●	●	●	●	●	●
	Tri-Care Filter	-	-	-	-	-	-
	HD Filter	●	●	●	●	●	●
Operating Mode	Auto Clean (Self-Cleaning)	-	-	-	-	-	-
	2-Step Cooling	-	-	-	-	-	-
	Fast Cooling	●	●	●	●	●	●
	Comfort	-	-	-	-	-	-
	D'light Cool	-	-	-	-	-	-
	Good Sleep	●	●	●	●	●	●
	Dehumidification	●	●	●	●	●	●
	Auto	●	●	●	●	●	●
Other Functions	Fan	●	●	●	●	●	●
	Quiet	-	-	-	-	-	-
	Wi-Fi Control	-	-	-	-	-	-
	24-Hour Timer/Real Timer	●	●	●	●	●	●
	Indoor Temperature Display	●	●	●	●	●	●
	Display On/Off	●	●	●	●	●	●
	Beep On/Off	●	●	●	●	●	●
	Auto Changeover	-	-	-	-	-	-
Auto Restart	●	●	●	●	●	●	

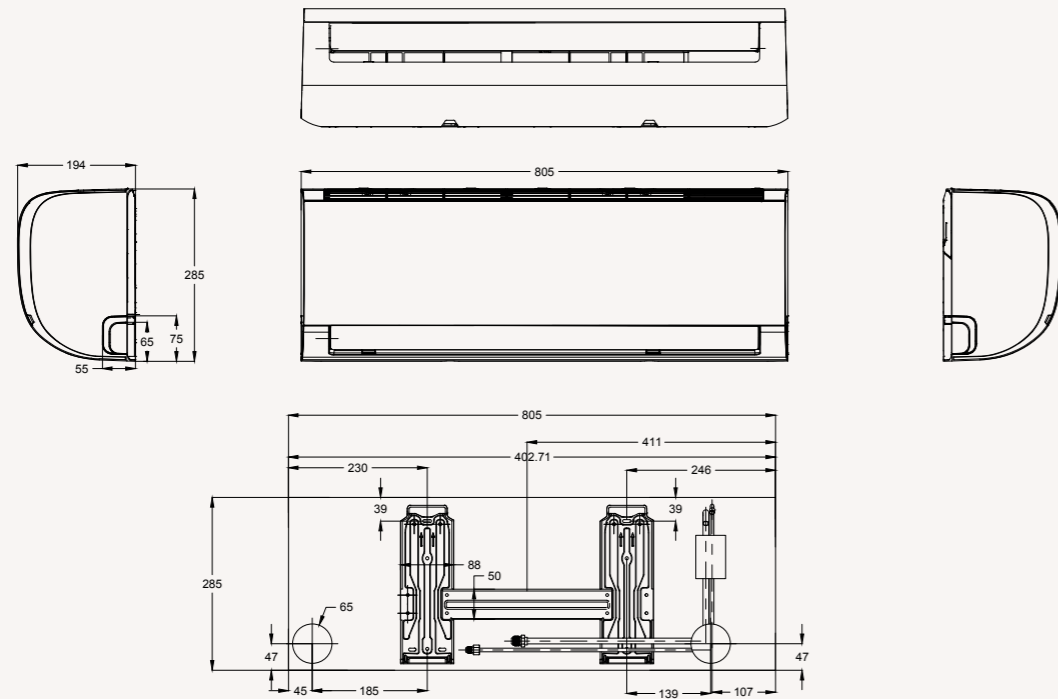


¹ Energy labels as shown are according to EU No 626/2011 (LOT10) label classification 2019, on a scale from D to A+++.

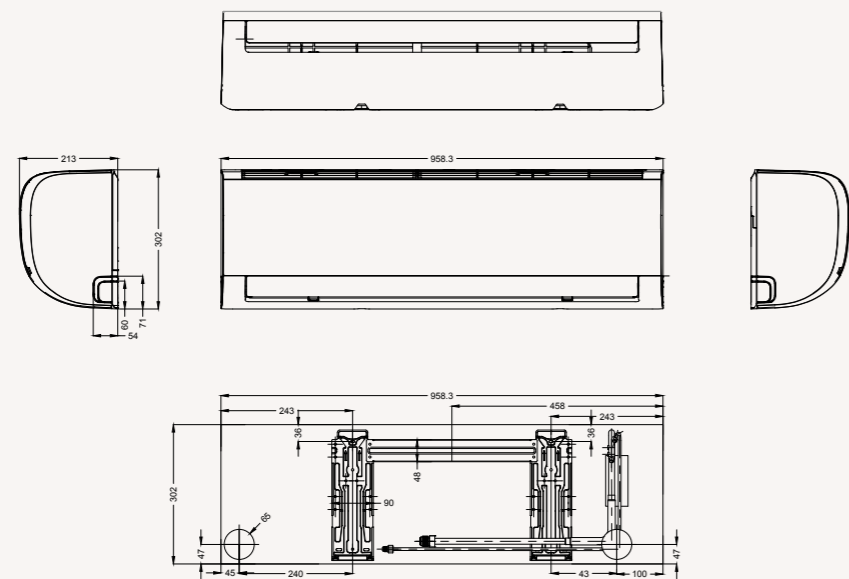
Dimensional drawings

AR35 and AR30 - Indoor

AR09/12TXHQASINEU

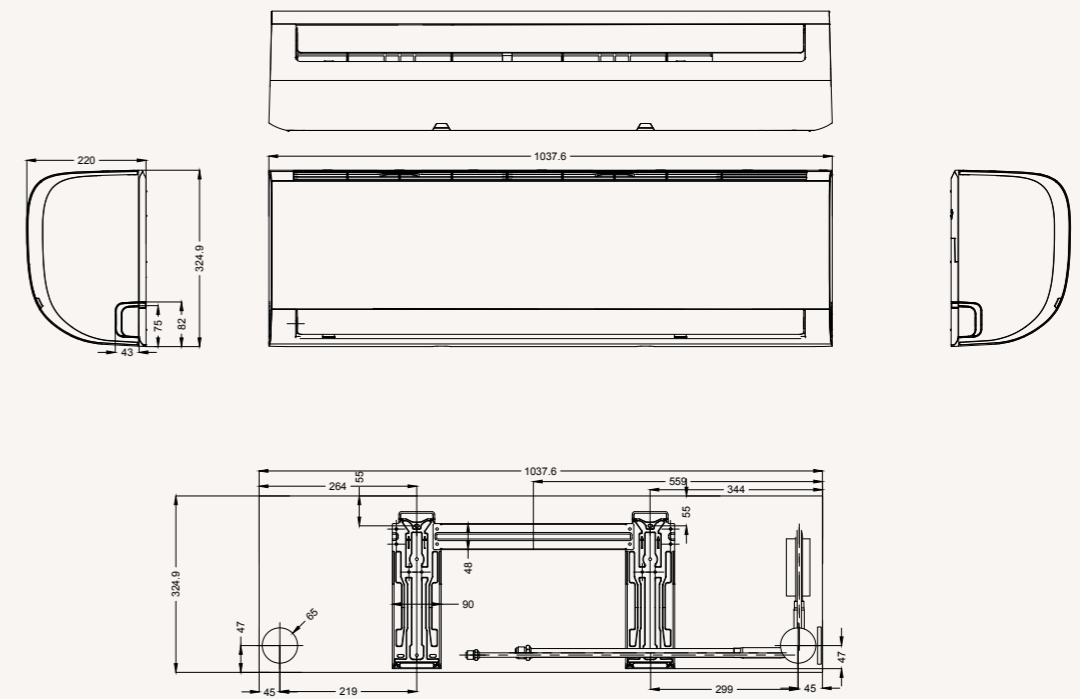


AR18TXHQASINEU



AR35 and AR30 - Indoor

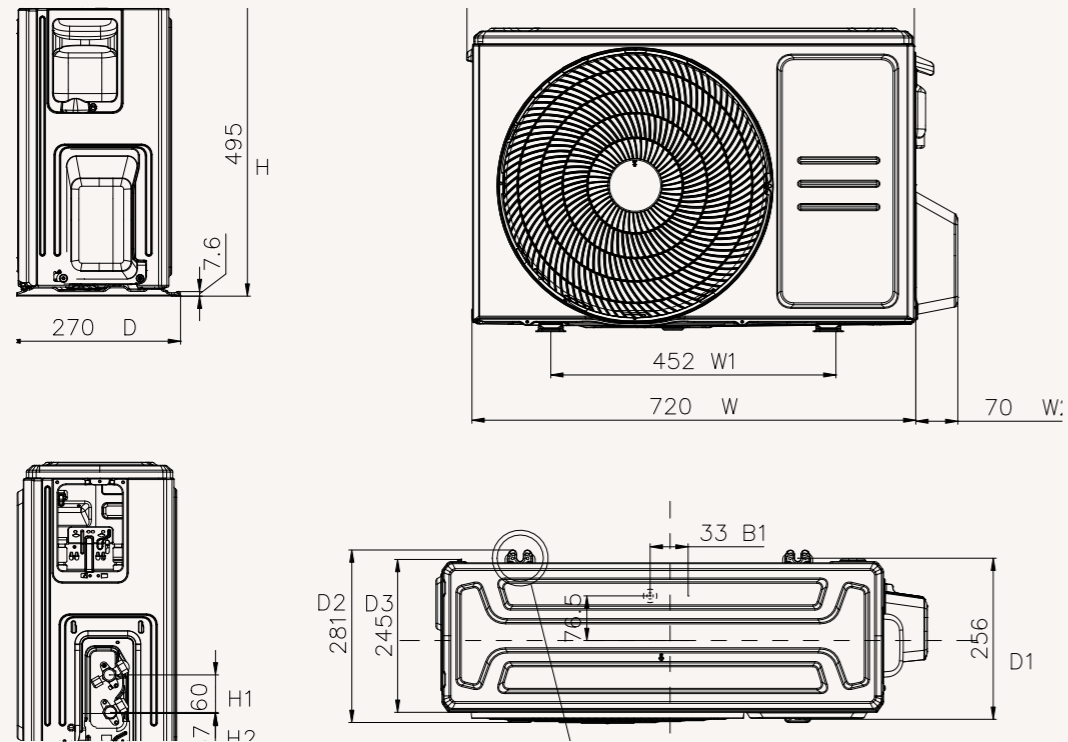
AR24TXHQASINEU



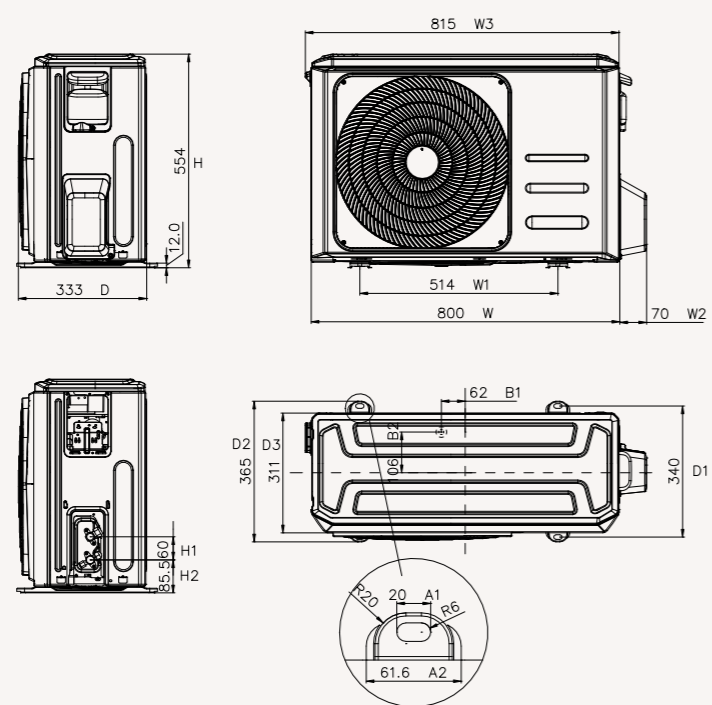
Dimensional drawings

AR35 and AR30 - Outdoor

AR09/12TXHQASIXEU



AR18TXHQASIXEU



AR35 and AR30 - Outdoor

AR24TXHQASIXEU

